



£240,000

Berkeley Close, Ware

KI

Berkeley Close, Ware, SG12 0BP

Keith Ian are delighted to bring to market this two double bedroom first floor apartment located on the outskirts of Ware's Town Centre. The property comprises high quality refitted kitchen, lounge/diner, bathroom plus cupboard space internally and an external storage shed.

Ware is located 24 miles North of Central London and within easy reach of the capital and other large towns via its many road links such as the A10 and A414.

The historic town centre offers a superb array of amenities including supermarkets, boutique shops, restaurants and public houses. The River Lee runs through the town centre with its famous Gazebo's and boasts scenic walks towards Hertford to the West and Broxbourne to the South.

The mainline station is located approximately 0.8 miles from the property and offers services into Liverpool Street in around 40 minutes. Other services are available from Broxbourne providing access to Stansted and Cambridge and services from Tottenham Hale across London.

ACCOMMODATION COMPRISES:

ENTRANCE HALLWAY

LOUNGE

15'1 x 12'10 (4.60m x 3.91m)

KITCHEN

13'10 x 9 (4.22m x 2.74m)

BEDROOM ONE

12'2 x 10 (3.71m x 3.05m)

BEDROOM TWO

11'1 x 10'1 (3.38m x 3.07m)

BATHROOM

COMMUNAL DRYING AREA

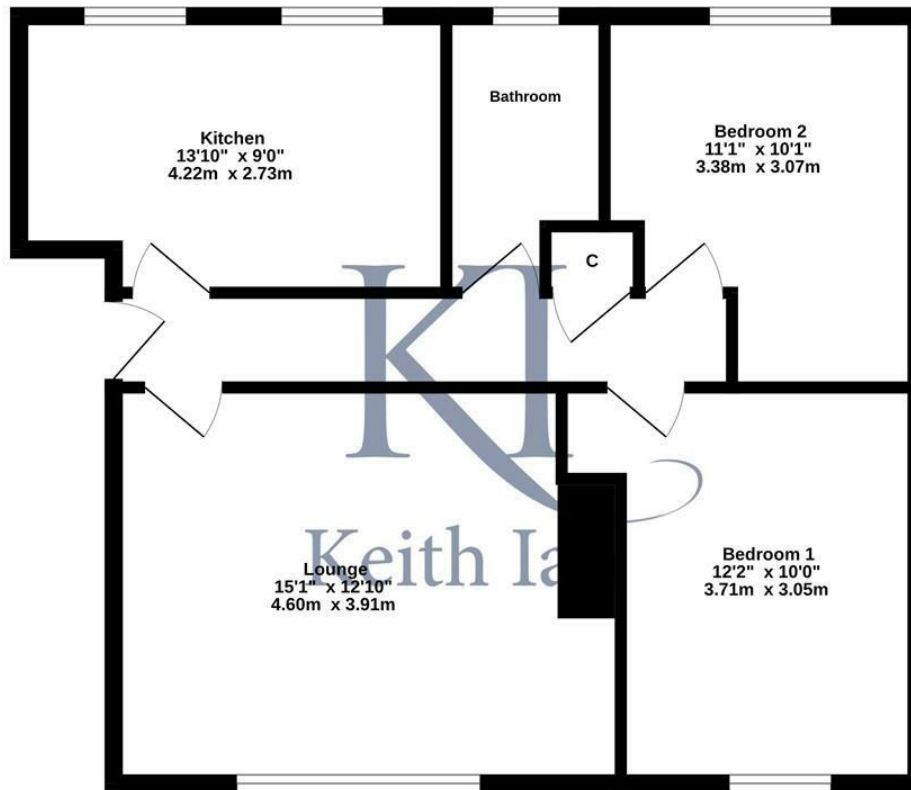
WHAT3WORDS

///waving.stole.hired



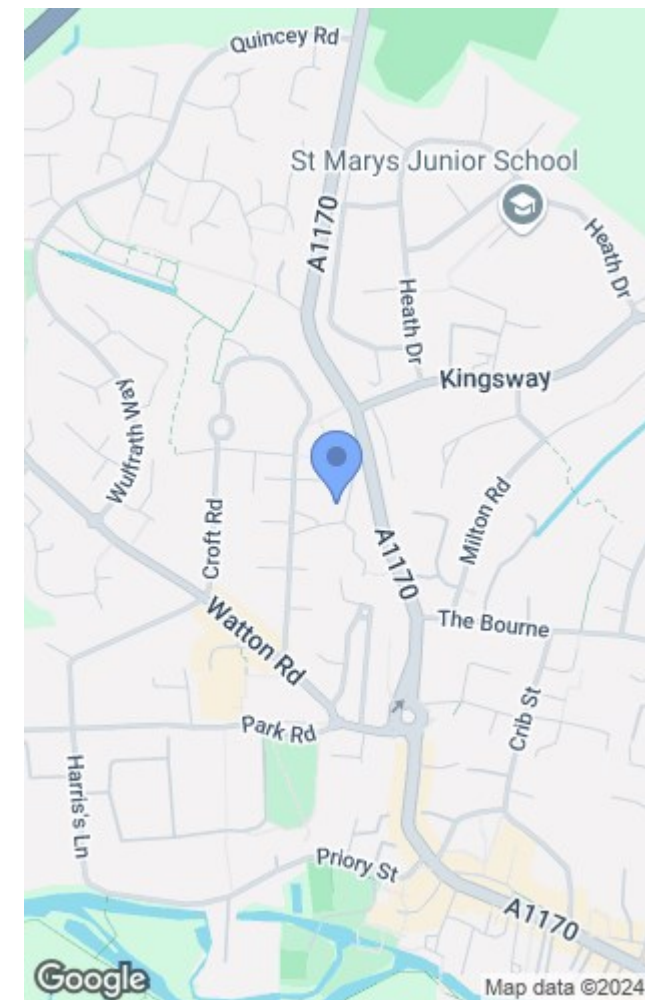



Ground Floor
663 sq.ft. (61.6 sq.m.) approx.



TOTAL FLOOR AREA : 663 sq.ft. (61.6 sq.m.) approx.
Whilst every attempt has been made to ensure the accuracy of the floorplan contained here, measurements of doors, windows, rooms and any other items are approximate and no responsibility is taken for any error, omission or mis-statement. This plan is for illustrative purposes only and should be used as such by any prospective purchaser. The services, systems and appliances shown have not been tested and no guarantee as to their operability or efficiency can be given.
Made with Metropix ©2024

These particulars are believed to be correct but their accuracy is not guaranteed and they do not form part of any contract. Whilst every effort is made to ensure the accuracy of these details, it should be noted that the above measurements are approximate only. Any internal photographs are intended as a guide only and it should not be assumed that any of the furniture/fittings are included in any sale. Where shown, details of lease, ground rent and service charge are provided by the vendor and their accuracy cannot be guaranteed, as the information may not have been verified and further checks should be made either through your solicitor. Where appliances, including central heating, are mentioned, it cannot be assumed that they are in working order, as they have not been tested. Please also note that wiring, plumbing and drains have not been checked.



Energy Efficiency Rating		Environmental Impact (CO ₂) Rating			
	Current	Potential		Current	Potential
Very energy efficient - lower running costs				Very environmentally friendly - lower CO ₂ emissions	
(92 plus) A				(92 plus) A	
(81-91) B				(81-91) B	
(69-80) C				(69-80) C	
(55-68) D				(55-68) D	
(39-54) E				(39-54) E	
(21-38) F				(21-38) F	
(1-20) G				(1-20) G	
Not energy efficient - higher running costs				Not environmentally friendly - higher CO ₂ emissions	
England & Wales		EU Directive 2002/91/EC		England & Wales	
				EU Directive 2002/91/EC	

T: 01920 463131
ware@keithian.com
www.keithian.com



Offices at Cheshunt Ware and Buntingford
Managing Director Ian F. Robertson
Keith Ian Ltd trading as Keith Ian Partnership. Registered in England. No. 4700202